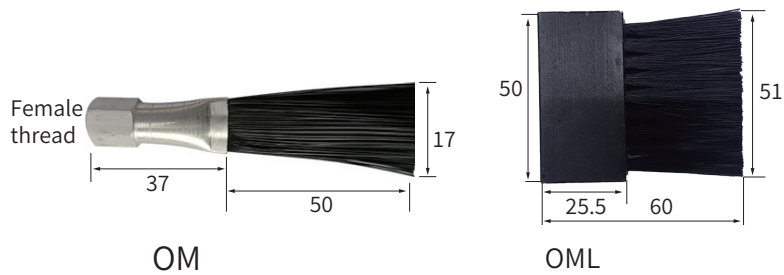
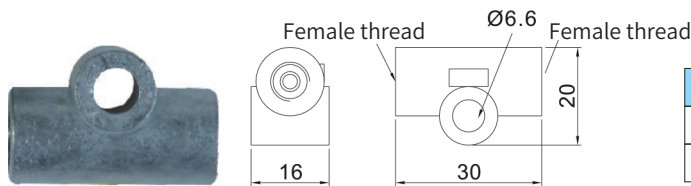


Oil Brush



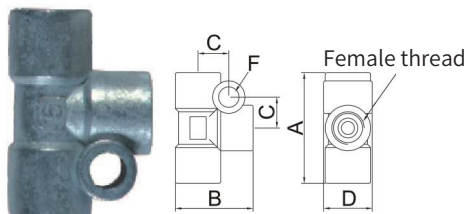
Model	Female thread	N.W. (g)
OM408	M8xP1.0	11
OM610	M10xP1.0	15
OM601	PT1/8	17
OML601	PT1/8	25
OML401	PT1/8	27

2-way Junction

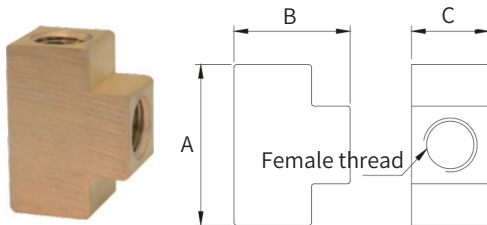


Model	Tube OD	Female thread	N.W.(g)
JD-4	Φ4	M8xP1.0	22
JD-6	Φ6	M10xP1.0	25

3-way Junction

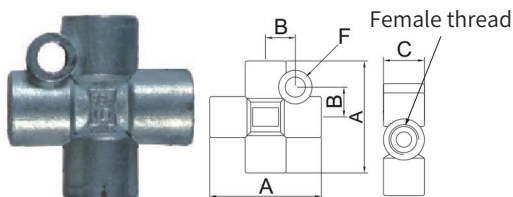


Model	Tube OD	A	B	C	D	F	Female thread	N.W.(g)
PKD-4	Φ4	29	19.5	8.5	12	Φ6.3	M8xP1.0	16
PKD-6	Φ6	34	24	9.5	15	Φ6.3	M10xP1.0	32
PKD-8	Φ8	42	31	14.5	19	Φ6.8	M14xP1.5	64
PKD-10	Φ10	51	37	16	24	Φ6.8	M16xP1.5	89

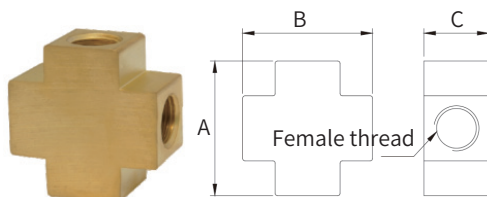


Model	A(mm)	A(mm)	B(mm)	C(mm)	N.W.(g)
PKDB-1	PT1/8	29.0	21	14	34
PKDB-2	PT1/4	28.5	23	18	47
PKDB-3	PT3/8	40.0	30	21	86

4-way Junction



Model	Tube OD	A	B	C	D	Female thread	N.W.(g)
PJD-4	Φ4	30	8	11	Φ5.3	M8xP1.0	23
PJD-6	Φ6	34	9	15.5	Φ5.8	M10xP1.0	33
PJD-8	Φ8	41.5	12	22	Φ6.8	M14xP1.0	94



Model	A(mm)	A(mm)	B(mm)	C(mm)	N.W.(g)
PJDB-1	PT1/8	28.5	28.5	14	38
PJDB-2	PT1/4	30.5	30.5	18	58
PJDB-3	PT3/8	40.0	40.0	21	105