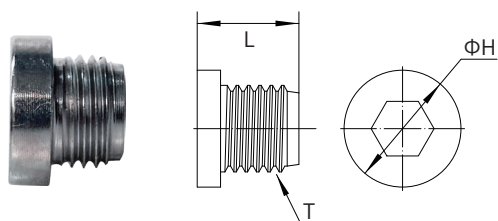
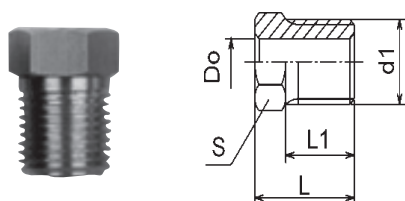


ASV Closure Plug



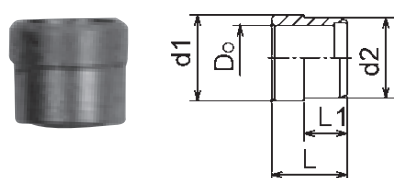
Model	Male thread	L(mm)	H(mm)	N.W(g)
PG-10Y	M10x1.0	8	10	7

FCB JVK Fitting



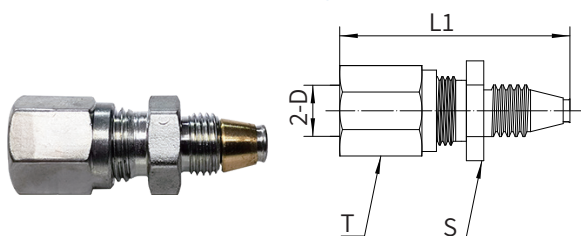
Model	Tube D0	L	L1	d1	N.W(g)
FCB-6	6	5	10	G1/8	15
FCB-8	8	17	11	G1/4	20

KT JVK Ferrule Fitting



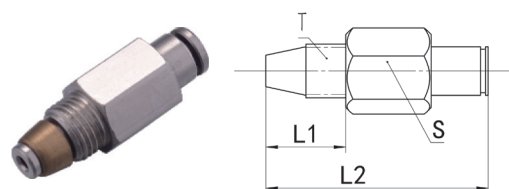
Model	Tube D0	L	L1	D0	d1	d2	N.W(g)
KT-6	6	7	4	Φ6.2	Φ8	Φ7.5	6
KT-8	8	9	5.3	Φ8.2	Φ10	Φ10	8

ASV Sleeve Fitting



Model	2-D	L1	T	S	N.W(g)
PDSV-6	Φ6	45	12	10	30
PDSV-8	Φ8	45	14	12	40

ASV Quick Fitting



Model	Diameter	T	S	L1	L2
APV4	Φ4	M10x1.0	10	10	30
APV6	Φ6	M10x1.0	10	10	30
APV8	Φ8	M10x1.0	12	10	30
APV10	Φ10	M10x1.0	12	10	30